



# LED OUTDOOR

architectural + landscape lighting



LANDSCAPE  
COLLECTION



# OUR STORY

At LED Outdoor we are passionate about showcasing your garden in the best light so you can enjoy it all year round. Lighting is an easy way to add atmosphere and usability to your outdoor spaces.

For some, the need for light is purely a sense of safety, and for others it opens their space to create striking features and a feeling of connection to the surrounding environment. To appreciate light you do need a balance of darkness. Getting that balance right is what we at LED Outdoor are here to help you with.

Our professional team are passionate about lighting and our experience and personalised design service ensures that you will feel confident about the selections we make with you. We listen, we educate and we will guide you on the path to creating beautiful inviting spaces.

When dealing with the harsh Australian elements there is no room for compromise. This is why we are committed to developing luminaires for residential and commercial projects that deliver long-term reliability whilst meeting the energy efficiency demands of our modern world.

Our product range has been sourced through extensive research to deliver a collection that is both attractive and practical. Delivering value has always been at the core of what we do.

We are proud to be a part of so many amazing projects Australia wide. You will find our lighting solutions in residential and commercial properties, wineries and restaurants, retail stores, public spaces and much more.

Let us spark your imagination at the possibilities outdoor lighting can provide....



# OUR SHOWROOM



# CONTENTS

## SPIKE LIGHTS



6 | Firefly



8 | Lotus



10 | Willow



12 | Karri



12 | Blaze



14 | Iris

## INGROUND LIGHTS



16 | Keo



18 | Keo Horizon



20 | Amos



22 | Nemo



24 | Marlin

## POND LIGHTS



26 | Dory



26 | Pearl

## STEP LIGHTS



28 | Orbit



30 | Ciera




32 | Cuadro



34 | Saffire



36 | Astro



38 | Badger

## HARDSCAPE LIGHT



40 | Quartz II

## GRAZER LIGHT



42 | Banksey

## PATH LIGHTS



44 | Bilby



46 | Stik



48 | Spectrum



50 | Evio



52 | Bob



54 | Castell

## OUTDOOR PENDANT



56 | Sparkle

## FLOOD LIGHT



62 | Park

## FESTOON LIGHT



70 | Florence

## WALL LIGHTS



58 | Onyx



60 | Zeron Mini

## STRIP LIGHTS



64 | Luna Flex



68 | Halo

## REMOTE SYSTEMS



72 | Wave



73 | Casambi

## ACCESSORIES



74 | Cable



74 | Heat Shrink



74 | LED Drivers

## OUR TECHNOLOGY



75 | Legend





## FIREFLY SPIKE LIGHT



Captivating the garden with its warm white glow, our ever popular 3W Firefly Spike Spotlight is the perfect addition into any design. Its small but robust body hides neatly away into gardens and pots only to come alive when turned on as the sun sets each evening. The spike construction makes it simple to move, and its adjustable head can light up features ranging from garden ornaments to small trees. The clean and modern design in our signature Graphite finish will blend effortlessly into any garden bed.

### SPECIFICATIONS

CODE | SP3-G

POWER | 3W

VOLTAGE | 24V DC

MATERIAL | Anodised Aluminium

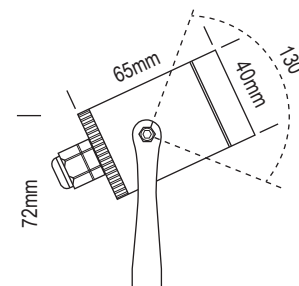
FINISH COLOUR | Graphite Tritec Coating

COLOUR TEMP | Warm White 3000K

LUMEN OUTPUT | 170lm

BEAM ANGLE | 40°

IP RATING | IP67



### INCLUDED ACCESSORIES

Ground Installation Spike

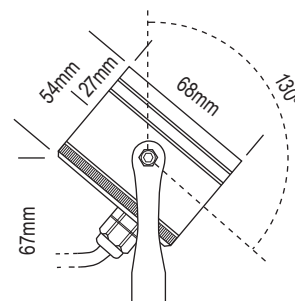


### OPTIONAL ACCESSORIES

EXT-G - Extension Spike







Create some impact with the Lotus Spike Spotlight, designed to illuminate feature trees and focal points around the garden of up to 5 metres in height. Its refined styling and superior construction makes this luminaire perfect for contemporary or classic landscapes where the fitting shouldn't take away from its surrounds. The wider 60 degree beam captures broad spreading canopies, whereas the 40 degree beam delivers good height. The durable TRITEC coating ensures that no matter where you are you can have great lighting in both urban or coastal environments.

## SPECIFICATIONS

CODE | SP5-G

POWER | 5W

VOLTAGE | 24V DC

MATERIAL | Anodised Aluminium

FINISH COLOUR | Graphite Tritec Coating

COLOUR TEMP | Warm White 3000K

LUMEN OUTPUT | 380lm

BEAM ANGLE | 40° or 60°

IP RATING | IP67



## INCLUDED ACCESSORIES

Ground Installation Spike



## OPTIONAL ACCESSORIES

EXT-G  
Extension Spike



GLARE-G  
Glare Guard





The Willow Spike Spotlight delivers an outstanding light output with amazing efficiency, giving you high performance without any compromise. This compact fixture will comfortably light trees up to 10 metres high with either a wide 60 degree spread or with the optional narrow 30 degree beam. The Willow is perfect for large Australian Gums and where lots of light is desired. Constructed from high-grade aluminium with our TRITEC coating it has indisputable durability against the elements.

#### SPECIFICATIONS

CODE | SP11-G

POWER | 11.5W

VOLTAGE | 24V DC

MATERIAL | Anodised Aluminium

FINISH COLOUR | Graphite Tritec Coating

COLOUR TEMP | Warm White 3000K

LUMEN OUTPUT | 1000lm

BEAM ANGLE | 30° or 60°

IP RATING | IP67



#### INCLUDED ACCESSORIES

Ground Installation Spike

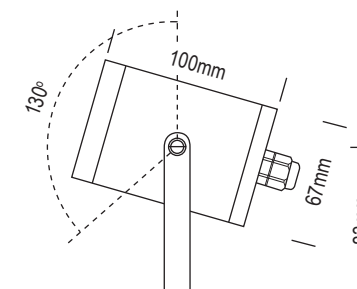


#### OPTIONAL ACCESSORIES

EXT-G  
Extension Spike



GLARE-G  
Glare Guard







## KARRI / BLAZE SPIKE LIGHT

The Karri is one of our more powerful LED Spike Spotlights in the range with the capability to illuminate a variety of large mature trees. Its powder-coated dark grey body will fit comfortably into the the landscape and create dramatic effects that will be sure to add that wow effect.

The powerful 36W LED Blaze Spike Spotlight has lit some of the biggest trees in Australia with the upmost of grace. The Blaze creates a statement with incredible efficiency. With the benefit of being designed as a 24V DC luminaire, installation is simple and efficient.

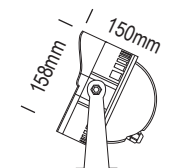
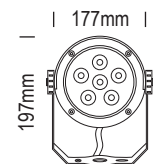
### SPECIFICATIONS

NAME   <b>Karri</b>
CODE   SP20
POWER   20W
VOLTAGE   24V DC
MATERIAL   Aluminium
FINISH COLOUR   Dark Grey
COLOUR TEMP   Warm White 3000K
LUMEN OUTPUT   1580lm
BEAM ANGLE   45°
IP RATING   IP66



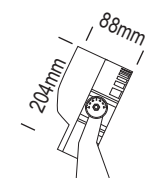
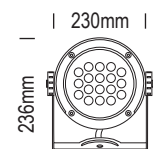
### SPECIFICATIONS

NAME   <b>Blaze</b>
CODE   SP36
POWER   36W
VOLTAGE   24V DC
MATERIAL   Aluminium
FINISH COLOUR   Dark Grey
COLOUR TEMP   Warm White 3000K
LUMEN OUTPUT   1927lm
BEAM ANGLE   20°
IP RATING   IP66



### INCLUDED ACCESSORIES

Ground Installation Spike



### INCLUDED ACCESSORIES

Ground Installation Spike





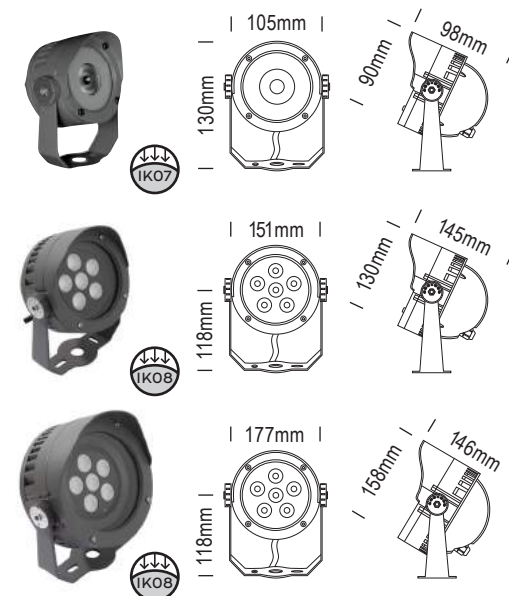
The Iris RGBW series of colour changing Spike Lights are here to add that pop of colour creating vibrancy and energy. With the benefit of being able to change between colour or warm white, you can now have the best of both worlds in one simple fitting at the touch of a button.

Once connected to one of our convenient remote control systems (sold separately) you will be able to fade, strobe or fix onto one colour at your leisure. The compact and durable dark grey body blends neatly into any landscaped environment, suitable for coastal, hills and city locations.

For a more vibrant effect, try the 23W and 36W models specially designed to suit larger trees and features.

## SPECIFICATIONS

NAME	Iris 8   Iris 23   Iris 36
CODE	SP8RGBW   SP23RGBW   SP36RGBW
POWER	8W   23W   36W
VOLTAGE	24V DC
MATERIAL	Aluminium
FINISH COLOUR	Dark Grey
COLOUR TEMP	RGB + Warm White 3000K
LUMEN OUTPUT	248lm   835lm   1580lm
BEAM ANGLE	30°
IP RATING	IP66



## INCLUDED ACCESSORIES

Ground Installation Spike





Installing lights into decking or into the ground often adds a sense of theatre to a space. The Keo range is perfect for this type of application as they are unobtrusive whilst creating a beautiful warm glow. The face of the fitting is a 316 Marine Grade Stainless with a 8mm thick tempered glass lens for strength, meaning they are even strong enough to be driven on.

If you are looking to illuminate a walkway or simply highlight the edge of a deck, our 2W Keo Uplights will be sure to impress. The deep frosted glass with our 2W Cree LED combines for a soft well-balanced glow to help light your outdoor space.

For feature lighting, our remarkable 3W Keo Uplight will provide the impact you need. The 3W fitting is available with a 40 degree clear lens or frosted glass. The clear glass allows the light to shine straight out as a beam, perfect for lighting columns, feature walls or plants. The frosted glass option diffuses the light and softens the output to a wider beam, useful for highlighting low walls and/or hedges.

#### SPECIFICATIONS

VOLTAGE | 24V DC

FACE MATERIAL | 316 Stainless Steel

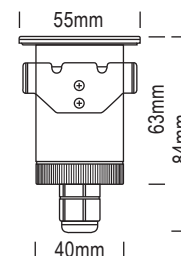
BODY MATERIAL | Anodised Aluminium

COLOUR TEMP | Warm White 3000K

IP RATING | IP67

CUTOUT SIZE | 48mm ø without canister

RECOMMENDED INSTALL | 50mm ø PVC pipe at 150mm deep for drainage



CODE | IG2-F

POWER | 2W

LUMEN OUTPUT | 35lm

BEAM ANGLE | Wide



CODE | IG3-F

POWER | 3W

LUMEN OUTPUT | 150lm

BEAM ANGLE | 60°



CODE | IG3-C

POWER | 3W

LUMEN OUTPUT | 170lm

BEAM ANGLE | 40°



# KEO HORIZON

INGROUND LIGHT



CODE | IGK3-S  
POWER | 3W  
LUMEN OUTPUT | 15lm  
BEAM | Single



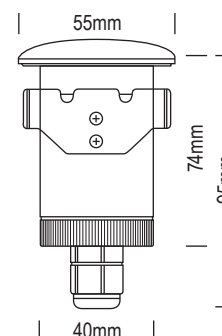
CODE | IGK3-D  
POWER | 3W  
LUMEN OUTPUT | 22lm  
BEAM | Double



For a subtle accent light that offers a point of difference with no glare, look no further than our Keo Horizon Grazing Lights. The recessed fixture delivers either a one or two directional warm white light that radiates from under a low rise dome, perfect for highlighting stair treads, driveways or pathways. Durable and sleek in design, this fitting complements both modern and classic styles of landscapes.

## SPECIFICATIONS

VOLTAGE | 24V DC  
FACE MATERIAL | 316 Stainless Steel  
BODY MATERIAL | Anodised Aluminium  
COLOUR TEMP | Warm White 3000K  
IP RATING | IP67  
CUTOUT SIZE | 48mm ø without canister  
RECOMMENDED INSTALL | 50mm ø PVC pipe at 150mm deep for drainage



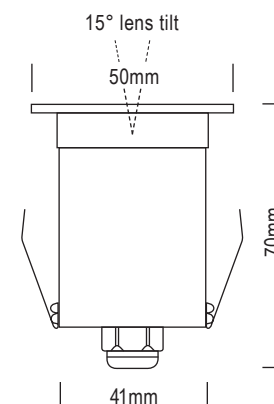




## AMOS INGROUND LIGHT



The Amos is a standout performer in the realm of recessed in-ground lights. With the ability to manually tilt the lens up to 15 degrees, you can better angle the light to illuminate what you want while reducing possible glare. Select the 2W Amos Inground Uplight for pillars, feature walls or other architectural points of interest. Constructed with a marine grade stainless steel face and anodised aluminium body, this neat little package is discreet and versatile, suitable for coastal and urban installations.



### SPECIFICATIONS

CODE | IGA2

POWER | 2W

VOLTAGE | 24V DC

FACE MATERIAL | 316 Stainless Steel

BODY MATERIAL | Anodised Aluminium

COLOUR TEMP | Warm White 3000K

LUMEN OUTPUT | 120lm

BEAM ANGLE | 40° - 15° tilt

IP RATING | IP65

CUTOUT SIZE | 48mm ø without canister

RECOMMENDED INSTALL | 50mm ø PVC pipe at 150mm deep for drainage





The stylish Nemo Inground Uplight is constructed with a 316 marine grade stainless steel face and a body made from high-grade anodised aluminium to resist corrosion from both moisture and salt. Tested to IK10 compliance they can withstand a 2000kg load capacity making them a great choice for driveways. The Nemo is perfect for installation in decking, paving or concrete and will illuminate walls, features or trees up to 5m with the option of two different beam spreads.

### SPECIFICATIONS

CODE | IG5

POWER | 5W

VOLTAGE | 24V DC

FACE MATERIAL | 316 Stainless Steel

BODY MATERIAL | Anodised Aluminium

COLOUR TEMP | Warm White 3000K

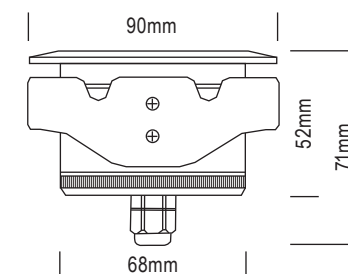
LUMEN OUTPUT | 380lm

BEAM ANGLE | 40° w/ Honeycomb or 60°

IP RATING | IP67

CUTOUT SIZE | 80mm ø without canister

RECOMMENDED INSTALL | 80mm ø PVC pipe at 150mm deep for drainage







## SPECIFICATIONS

CODE | IG11

POWER | 11.5W

VOLTAGE | 24V DC

FACE MATERIAL | 316 Stainless Steel

BODY MATERIAL | Anodised Aluminium

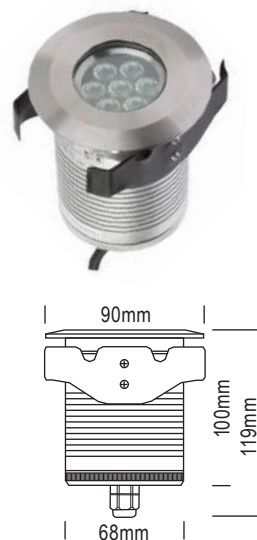
COLOUR TEMP | Warm White 3000K

LUMEN OUTPUT | 1000lm

BEAM ANGLE | 30° with honeycomb lens or 60°

IP RATING | IP67

CUTOUT SIZE | 80mm ø without canister

RECOMMENDED INSTALL | 80mm ø PVC pipe  
at 200mm deep for drainageMARLIN INGROUND  
LIGHT

The Marlin Inground Light is the ideal way to make a statement when highlighting large scale features. Constructed with a 316 marine grade stainless steel face and a body made from high-grade anodised aluminium to resist corrosion from both moisture and salt. Featuring tempered glass, this fitting can withstand a 2000kg load capacity making it IK10 compliant and the perfect choice for driveways. The Marlin is suitable for installation in decking, paving or concrete and will illuminate walls, two-storey entries or trees up to 10m with a choice in beam spread.



## DORY / PEARL POND LIGHT

Showcasing a water feature has never been easier than with our dedicated Pond Lights that provide reliable and efficient lighting to enhance the mood and tranquility into your landscape.

Solidly constructed from Marine Grade 316 Stainless Steel, the Cree 5W LED delivers outstanding illumination to any pond thanks to a wide 60 degree spread.

### SPECIFICATIONS

POWER | 5W

VOLTAGE | 24V DC

BODY MATERIAL | 316 Stainless Steel

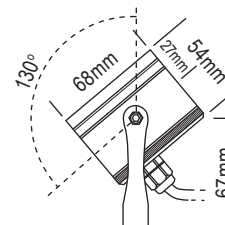
COLOUR TEMP | Warm White 3000K

LUMEN OUTPUT | 380lm

BEAM ANGLE | 60°

CABLE LENGTH | 3m

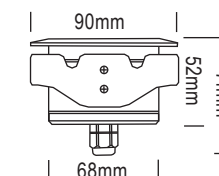
IP RATING | IP68



NAME | **Dory**

CODE | IPO5

INCLUDES | Base Plate



NAME | **Pearl**

CODE | IG55

CUTOUT SIZE | 80mm ø without canister

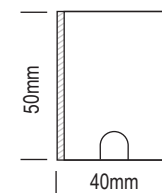
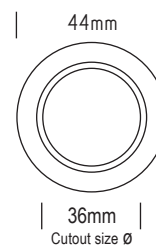
INCLUDES | Installation Canister





## ORBIT STEP LIGHT

With its contemporary circular design, the Orbit Step Light adds a stylish touch of illumination to your stairways and decks. By night, the 1W light will glow softly to guide you safely along your way. By day, the simple yet architectural design will complement the timber, tile or rendered material in which it sits flush. For a designer touch, pair or group these lights together to create more of a visual impact.



### SPECIFICATIONS

CODE | ORB-B | ORB-W

POWER | 1W

VOLTAGE | 24V DC

BODY MATERIAL | Aluminium

FINISH | Textured Black | Textured White

COLOUR TEMP | Warm White 3000K

LUMEN OUTPUT | 8lm

BEAM ANGLE | 120°

IP RATING | IP65

CUTOUT SIZE | 36mm Ø without canister



### INCLUDED ACCESSORIES

Installation Canister





CODE | RS-CES-S

FACE | Square

FINISH | Stainless



CODE | RS-CER-S

FACE | Round

FINISH | Stainless



CODE | RS-CER-B

FACE | Round

FINISH | Textured Black

The recessed Ceira Step Lights are the perfect choice for a sleek modern finish that is unobtrusive in low walls and stairwells. The concentrated light beam creates a distinct circular pattern on the ground, offering a welcome visual effect along with enhanced safety. Constructed from 316 Marine Grade Stainless Steel, the Ceira step lights are built to last in any outdoor setting.

## SPECIFICATIONS

POWER | 1W

VOLTAGE | 24V DC

FACE MATERIAL | 316 Stainless Steel

BODY MATERIAL | 316 Stainless Steel

COLOUR TEMP | Warm White 3000K

LUMEN OUTPUT | 46lm

BEAM ANGLE | 80°

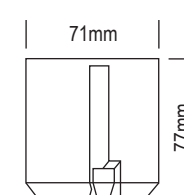
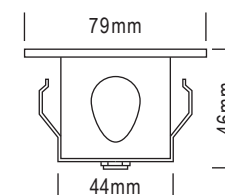
IP RATING | IP67

CUTOUT SIZE | 50mm ø without canister



## INCLUDED ACCESSORIES

Installation Canister

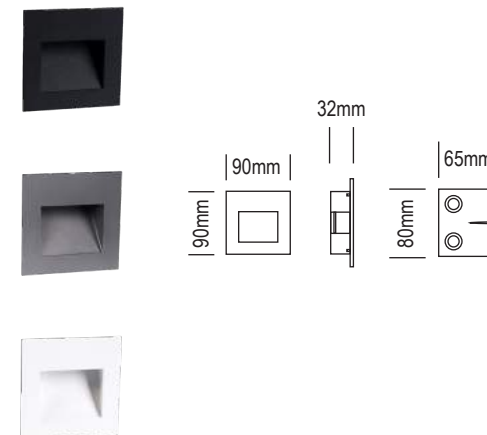




With a timeless square edged design and discreet recessed profile, the Cuadro step light is a popular choice for many modern projects. Once recessed into walls or stair risers, the hidden light source prevents glare and allows the focus to be on the illuminated surface. Available in two sizes and a range of finishes, let the Cuadro create a safe pathway from inside to out.


## SPECIFICATIONS

NAME   <b>Cuadro Small</b>
CODE   CUA2-B   CUA2-G   CUA2-W
POWER   2W
VOLTAGE   24V DC
BODY MATERIAL   Aluminium
FINISH   Textured Black   Textured Grey   Textured White
COLOUR TEMP   Warm White 3000K
LUMEN OUTPUT   60lm
BEAM ANGLE   90°
IP RATING   IP65
CUTOUT   77x77mm or 85x85mm w/ wallbox



## SPECIFICATIONS

NAME   <b>Cuadro Large</b>
CODE   CUA8-B   CUA8-G   CUA8-W
POWER   8W
VOLTAGE   24V DC
BODY MATERIAL   Aluminium
FINISH   Textured Black   Textured Grey   Textured White
COLOUR TEMP   Warm White 3000K
LUMEN OUTPUT   380lm
BEAM ANGLE   90°
IP RATING   IP65
CUTOUT SIZE   225x75mm without wallbox





Our beautifully designed Saffire Step Light is smaller than a credit card! Its compact size has been cleverly crafted to withstand the elements and enhance its surrounds. The elegant curves and slim profile create a timeless style, whilst the efficient 1W LED is tucked neatly away to prevent any glare. The unique central panel discreetly hides all the mounting and connection points, resulting in the ideal luminaire for steps, low walls, pillars or entry gates.

#### SPECIFICATIONS

CODE | SS1-B | SS1-S | SS1-W

POWER | 1W

VOLTAGE | 24V DC

BODY MATERIAL | Aluminium

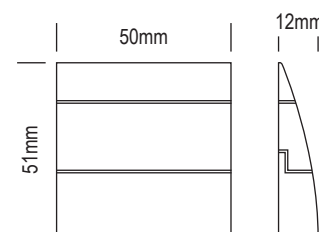
FINISH | Black | Silver | White

COLOUR TEMP | Warm White 3000K

LUMEN OUTPUT | 46lm

BEAM ANGLE | 120°

IP RATING | IP65







## ASTRO STEP LIGHT

The architecturally designed Astro Step Light is one of our best loved landscape lights. Surface mounted to take the hassle out of installation, the slimline body is unobtrusive and perfect for stairwells and retaining walls. Available in a range of colours, the warm white glow adds a comforting downward light that provides safety and beauty. If positioning along steps it is recommended that placement be between every 3-4 steps, 300mm above the tread.

### SPECIFICATIONS

CODE | AST3-B | AST3-G | AST3-W

POWER | 3W

VOLTAGE | 24V DC

BODY MATERIAL | Aluminium

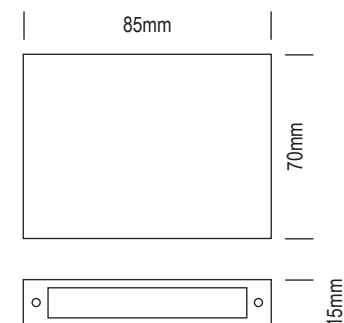
FINISH COLOUR | Textured Black | Textured Grey | Textured White

COLOUR TEMP | Warm White 3000K

LUMEN OUTPUT | 150lm

BEAM ANGLE | 110°

IP RATING | IP65





# BADGER

STEP  
LIGHT



## BADGER STEP LIGHT

The Badger is our humble little bronze step light that is designed to wash light over steps, raised garden beds and retaining walls. Surface mounted, he fits neatly into the surroundings of brickwork, stone, timber and many renders. His versatility and eco-friendliness make him a winner.

### SPECIFICATIONS

CODE | SSB-3

POWER | 3W G4 Bi Pin Globe

VOLTAGE | 24V DC

BODY MATERIAL | Brass

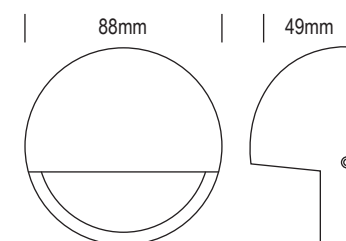
FINISH COLOUR | Aged Bronze

COLOUR TEMP | Warm White 3000K

LUMEN OUTPUT | 48lm

BEAM ANGLE | 120°

IP RATING | IP44

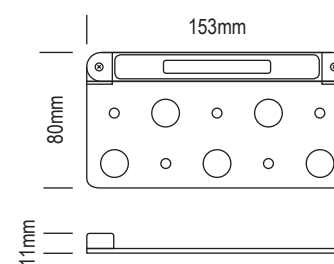
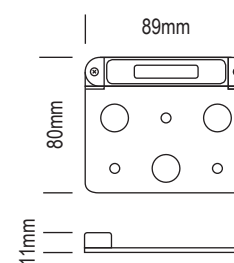




# QUARTZ II

## HARDSCAPE LIGHT

Minimalistic and discreet by nature, our Quartz II Hardscape Light creates a dramatic effect over textured walls, down pillars and across stairs. The grazing effect accentuates the detail of uneven surfaces like stone or timber and is best hidden away neatly under capping. The light bar is constructed from solid brass with a dark bronze finish, supported by a stainless steel bracket that secures the light into place. For narrow locations, the stainless steel plate can be removed and the light bar attached at either end with screws.



### SPECIFICATIONS

CODE | SS-Q3 | SS-Q4

POWER | 1.5W | 2.5W

VOLTAGE | 24V DC

BODY MATERIAL | Brass Light Bar w/Stainless Steel Plate

FINISH COLOUR | Aged Bronze

COLOUR TEMP | Warm White 3000K

LUMEN OUTPUT | 90lm | 170lm

BEAM ANGLE | 120°

IP RATING | IP65

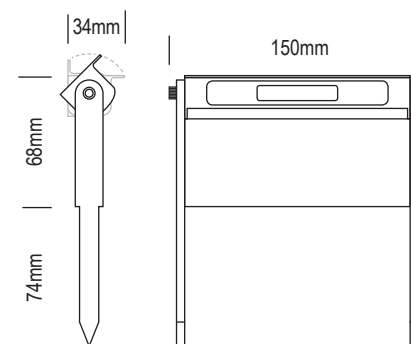




BANKSEY  
GRAZER  
LIGHT

Driven by our ambition for something extraordinary we designed the Banksey with versatility in mind. This unique slimline spike light can be directed laterally to provide a beautiful wide wash over low plantings or pathways. Alternatively tilt the hood up to illuminate walls or hedging with the utmost grace.

The discreet nature and earthy bronze finish has made it a favourite amongst landscapers and designers alike. Made from brass, this fitting will age elegantly over time. The Banksey provides excellent light control ensuring a beautiful ambience without the glare.



## SPECIFICATIONS

CODE | SP-BA

POWER | 2.5W

VOLTAGE | 24V DC

BODY MATERIAL | Brass

FINISH COLOUR | Aged Bronze

COLOUR TEMP | Warm White 3000K

LUMEN OUTPUT | 170lm

BEAM ANGLE | 120°

IP RATING | IP65





The Bilby Path Light is constructed from solid brass for superior durability. Finished with an aged bronze patina, the earthy tones allow the light to blend effortlessly into any traditional garden setting. At night, the pitched reflector ensures your pathways and steps are well illuminated without any harsh glare. The Bilby comes inclusive of a ground spike for easy installation into garden beds or gravel pathways.

## SPECIFICATIONS

CODE | PA-B

POWER | 3W G4 LED Globe

VOLTAGE | 24V DC

BODY MATERIAL | Brass

FINISH COLOUR | Aged Bronze

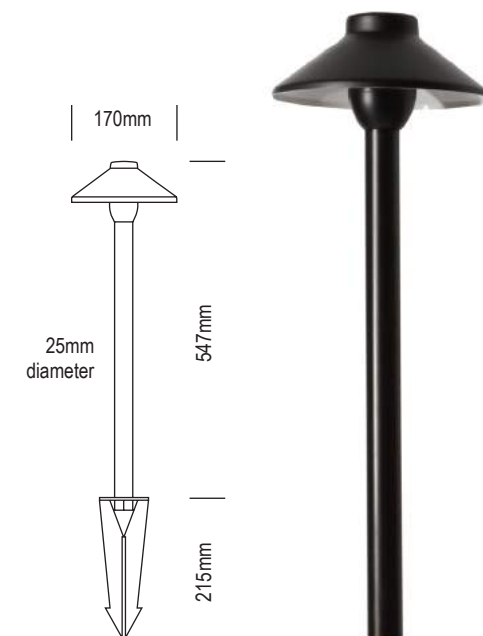
COLOUR TEMP | Warm White 3000K

IP RATING | IP54



## INCLUDED ACCESSORIES

Ground Installation Spike





Simple elegant lines with the benefit of an adjustable head makes our Stik Path Light a gorgeous addition into any landscaped garden. The natural warmth of copper and brass will age gracefully over time to blend into its surrounds. It is best positioned along pathways, driveways and alongside steps.

#### SPECIFICATIONS

CODE | PA-ST

POWER | 2W G4 LED Globe

VOLTAGE | 24V DC

BODY MATERIAL | Copper and Brass

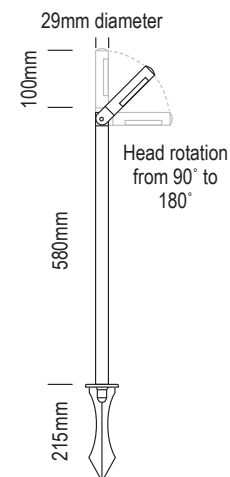
COLOUR TEMP | Warm White 3000K

IP RATING | IP65



#### INCLUDED ACCESSORIES

Ground Installation Spike







## SPECIFICATIONS

CODE | PA-SB

POWER | 6W

VOLTAGE | 24V DC


BODY MATERIAL | Aluminium

FINISH COLOUR | Textured Black

LUMEN OUTPUT | 300lm

BEAM ANGLE | 60°

IP RATING | IP65



## SPECTRUM

PATH  
LIGHT

Add a clean contemporary edge to your garden pathways with our Spectrum Path Lights. The smooth, modern architectural lines that flow right into the ground complement both formal and stylised gardens. Once the sun has gone down, the inbuilt 6W LED will effortlessly light your walkway or driveway without creating undesirable glare.



Sleek, edgy and bright is how we would describe our Evio 24V Bollard Light. Aimed at the residential market with its slimmer post, the head is available in either a single or double direction that washes light just where you need it. Its contemporary design fits nicely along driveways and pathways.

## SPECIFICATIONS

POWER | 7W

VOLTAGE | 24V DC

BODY MATERIAL | Aluminium

FINISH COLOUR | Textured Black

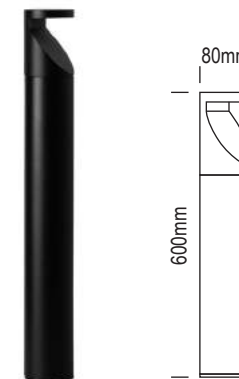
COLOUR TEMP | Warm White 3000K

IP RATING | IP65



## OPTIONAL ACCESSORIES

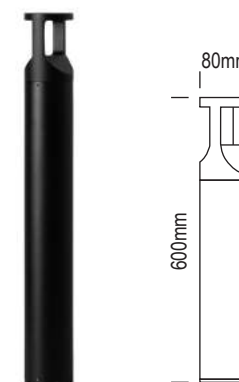
Ground Installation Spike



NAME | **Evio One**

CODE | PA-EO

LUMEN OUTPUT | 470lm



NAME | **Evio Two**

CODE | PA-ET

LUMEN OUTPUT | 505lm



He's short and neat in appearance, hence why we call him Bob. Perfect for lighting the way along paths and driveways especially where low level plantings or smaller spaces require a more compact luminaire. With a built-in dedicated LED and frosted internal glass, this well-designed mini bollard will enhance your garden for years to come.

#### SPECIFICATIONS

CODE | PA-BOB

POWER | 5W

VOLTAGE | 24V DC

BODY MATERIAL | Aluminium

FINISH COLOUR | Textured Black

COLOUR TEMP | Warm White 3000K

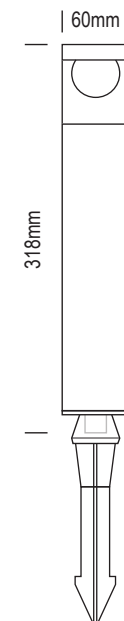
LUMEN OUTPUT | 18lm

IP RATING | IP65



#### INCLUDED ACCESSORIES

Ground Installation Spike



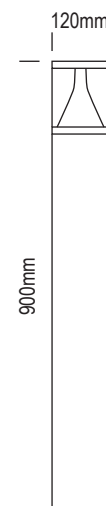


# CASTELL

PATH  
LIGHT



## CASTELL PATH LIGHT



Illuminating the way with a 360° spread of light, the Castell Path Light is a solid unit that offers durability with modern styling. The warm white LED creates a sense of safety and comfort enhancing its surrounding environment. This fitting works well along driveways and pathways and is suitable for either residential or commercial applications. The Castell bollard has a high quality textured black powder-coated finish and is also available in 240V if required.

### SPECIFICATIONS

CODE | PA-CB

POWER | 10W

VOLTAGE | 24V DC

BODY MATERIAL | Aluminium

FINISH COLOUR | Textured Black

COLOUR TEMP | Warm White 3000K

LUMEN OUTPUT | 640lm

IP RATING | IP65





# SPARKKLE

OUTDOOR  
PENDANT



## SPARKKLE OUTDOOR PENDANT



Like the magic of a clear starry night, the Sparkkle Outdoor Pendant will enchant your garden with a firefly-like illumination. The dedicated warm white LED will ensure that you won't be changing over globes from a hard-to-reach location. The black powder-coated finish will blend effortlessly into its surrounds. Suspend your pendant from tree branches or outdoor structures and allow this feature to add ambience and a little Sparkkle to your garden.

### SPECIFICATIONS

CODE | PE-SP

POWER | 5W

VOLTAGE | 24V DC

BODY MATERIAL | Aluminium

FINISH COLOUR | Textured Black with Gold  
Internal Trim

COLOUR TEMP | Warm White 3000K

LUMEN OUTPUT | 56lm

IP RATING | IP65





Superior design and build quality has made the Onyx Wall Light a popular choice for modern homes in coastal and urban environments. Brilliant illumination is achieved through the built in COB LED with a polished reflector and black trim. Constructed of high grade machined Aluminium with an IP rating of 65, the Onyx will endure the elements for a long time to come.

The adjustable model features a 360° tilting head making it perfect for accent lighting on walls or for use under verandahs, pergolas and outdoor rooms where exposed beams don't allow for recessed fittings.

## SPECIFICATIONS

CODE | ONYX7-B | ONYX7-W

POWER | 7W

VOLTAGE | 24V DC (240V also avail.)

BODY MATERIAL | Aluminium

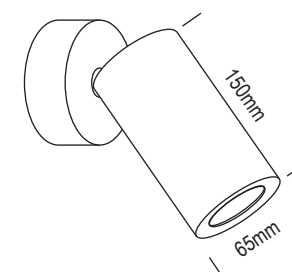
FINISH COLOUR | Textured Black  
| Textured White

COLOUR TEMP | Warm White 3000K

LUMEN OUTPUT | 560lm

BEAM ANGLE | 35°

IP RATING | IP65







# ZERON MINI WALL LIGHT

So simple in its design, the Zeron Mini Wall Light blends seamlessly into the clean lines of modern architecture. Whether it be a welcoming light to guide you to the front door or a light to create safety around the house, the efficient LED chips offer a high output of light without any glare. Available in 240V as well as 24V DC.

## SPECIFICATIONS

VOLTAGE | 24V DC

BODY MATERIAL | Aluminium

FINISH COLOUR | Textured Black

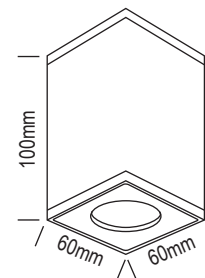
COLOUR TEMP | Warm White 3000K

BEAM ANGLE | 40°

IP RATING | IP65



# ZERON MINI WALL LIGHT

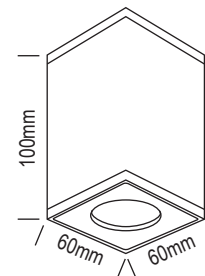


NAME | Zeron Mini Ceiling Mount

CODE | ZERON7-S-B

POWER | 7W

LUMEN OUTPUT | 545lm

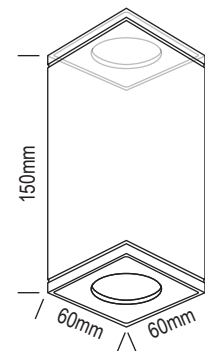


NAME | Zeron Mini Down

CODE | ZERON7-B

POWER | 7W

LUMEN OUTPUT | 545lm



NAME | Zeron Mini Up/Down

CODE | ZERON14-B

POWER | 14W

LUMEN OUTPUT | 1000lm





## PARK FLOOD LIGHT

The Park LED Flood Light delivers vivid light with minimal energy consumption, using an aluminium reflector to provide maximum light output. Position the Park in residential outdoor settings for widespread illumination. Flood lights are a great option for adding security around your home or providing quality illumination for high activity areas such as kids' play zones and swimming pools.

### SPECIFICATIONS

CODE | FL20

POWER | 20W

VOLTAGE | 24V DC

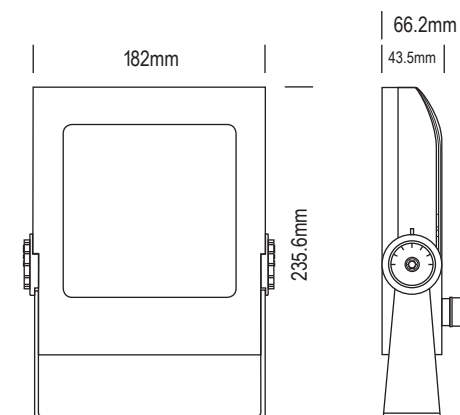
BODY MATERIAL | Aluminium

FINISH COLOUR | Silver

COLOUR TEMP | Warm White 3000K

LUMEN OUTPUT | 1678lm

IP RATING | IP65







# LUNA FLEX STRIP LIGHT



Where distinct but unobtrusive lighting is required, look no further than our range of Luna Flex LED Strip Lighting. Both flexible and waterproof, it is the perfect solution for accent lighting around steps, along pathways, in garden beds and under benches. Luna Flex has also caught the attention of the architectural market and has been used to illuminate everything from bars to bathrooms and restaurants to robes.



Providing a continuous glow with invisible light points and high brightness, Luna Flex is especially suited to applications in which the light will be seen. LEDs are encased in a robust polyurethane sheath, making it highly resistant to salts, solvents and UV light.

## SPECIFICATIONS

**VOLTAGE** | 24V DC

**BODY MATERIAL** | Polyurethane

**COLOUR TEMP** | 2700K | 3000K | RGB | RGBW

**CABLE ENTRY** | Dual (both ends)

**CUT LENGTHS** | 50mm - White | 100mm - RGB/W

**IP RATING** | IP67



### DOT-FREE ILLUMINATION

This is the strip to be seen. A uniform dot-free glow will please the toughest of critics.



### DUAL CONNECTORS

Luna Flex is fitted with IP67 connectors on both ends so lengths can be connected together. If cutting is required, one length can become two without the need for any tricky soldering.



### POLYURETHANE ENCASED

For superior performance, durability and flexibility, polyurethane leads the market in strip lighting technology.



### IN STOCK OR CUSTOM MADE

Choose from our extensive range of stocked lengths and LED colour options. Or, for more choice, ask about our custom made options.





## OPTIONAL ACCESSORIES

### Aluminium Channel - 1M


MINI | LF-M-AL TOP | LF-T-AL SIDE | LF-S-AL

### Polycarbonate Channel - 1M

MINI | LF-M-PC

### Stainless Flexible Channel - 1M

MINI | LF-M-SS TOP | LF-T-SS SIDE | LF-S-SS



## SPECIFICATIONS

NAME | **Luna Flex Mini**

CODE | LF-M10-27 | LF-M10-30 | LF-M10-RGB

POWER | 10W p/m

LED QUANTITY | 140 LEDs p/m

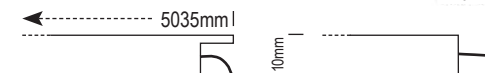
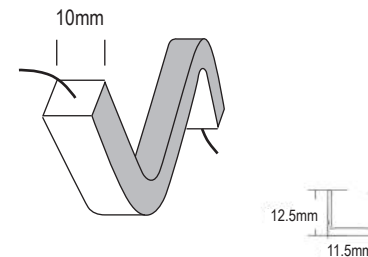
COLOUR TEMP | 2700K | 3000K | RGB

STOCKED ROLL LENGTH | 1m | 5m

POWER PER ROLL | 10W | 50W

MAX RUN LENGTH | 10m

LUMEN OUTPUT | 780lm p/m @ 2700K



NAME | **Luna Flex Side**

CODE | LF-S10-27 | LF-S13-RGBW

POWER | 10W p/m | 13W p/m

LED QUANTITY | 140 LEDs p/m for 2700K

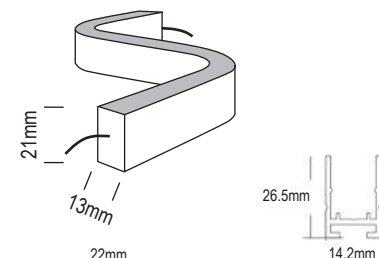
COLOUR TEMP | 2700K | RGBW

STOCKED ROLL LENGTH | 4m

POWER PER ROLL | 40W | 52W

MAX RUN LENGTH | 8m

LUMEN OUTPUT | 680lm p/m @ 2700K



NAME | **Luna Flex Top**

CODE | LF-T10-27 | LF-T13-RGBW

POWER | 10W p/m | 13W p/m

LED QUANTITY | 140 LEDs p/m for 2700K

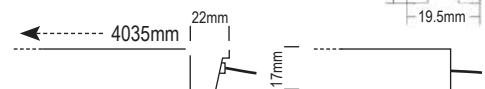
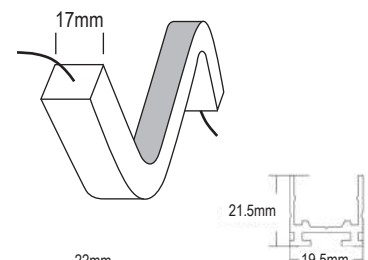
COLOUR TEMP | 2700K | RGBW

STOCKED ROLL LENGTH | 4m

POWER PER ROLL | 40W | 52W

MAX RUN LENGTH | 8m

LUMEN OUTPUT | 980lm p/m @ 2700K







All our LEDs are carefully selected for their lumen efficiency, colour rendering and consistency. When you purchase our Halo LED Strip Lighting, you can be assured of only the best in quality and workmanship. Built for all weather conditions, the strip is encased in polyurethane to achieve the ultimate in flexibility and durability for outdoors. Available in 5m or 10m rolls, choose from either Warm White (3000k) or RGBW (colour changing with warm white). A remote system is required for RGBW lighting and is sold separately.

## SPECIFICATIONS

VOLTAGE | 24V DC

BODY MATERIAL | Polyurethane

CHIP TYPE | Phillips Lumileds for 3000K

CABLE ENTRY | Dual (both ends)

MAX RUN LENGTH | 10m

IP RATING | IP67



# HALO

## STRIP LIGHT

## SPECIFICATIONS

NAME | **Halo Low Intensity**

CODE | HS6WW-5 | HS6WW-10

POWER | 6W p/m

LED QUANTITY | 60 LEDs p/m

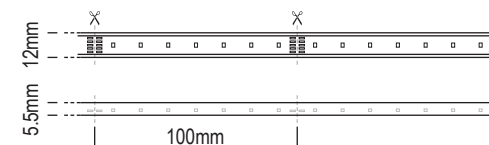
COLOUR TEMP | Warm White 3000K

CUT LENGTHS | 100mm

ROLL LENGTH | 5m | 10m

POWER PER ROLL | 30W | 60W

LUMEN OUTPUT | 560lm p/m



NAME | **Halo High Intensity**

CODE | HS12WW-5 | HS12WW-10

POWER | 12W p/m

LED QUANTITY | 120 LEDs p/m

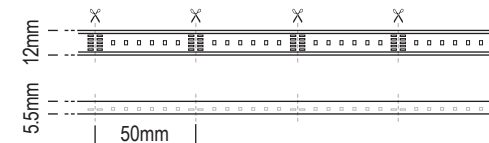
COLOUR TEMP | Warm White 3000K

CUT LENGTHS | 50mm

ROLL LENGTH | 5m | 10m

POWER PER ROLL | 60W | 120W

LUMEN OUTPUT | 1100lm p/m



NAME | **Halo RGBW**

CODE | HS13RGBW-5 | HS13RGBW-10

POWER | 13W p/m

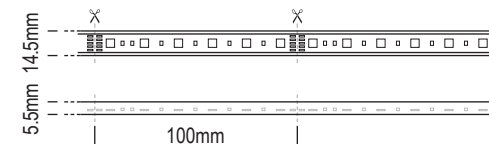
LED QUANTITY | 70 LEDs p/m

COLOUR TEMP | RGBW (Colour Changing  
+ Warm White 3000K)

CUT LENGTHS | 100mm

ROLL LENGTH | 5m | 10m

POWER PER ROLL | 65W | 130W



## OPTIONAL ACCESSORIES

HS-AL - Aluminium Channel (1m Length)

HS-AL-RGBW - Aluminium Channel (1m Length)





## FLORENCE FESTOON LIGHTING



Capturing the romance and magic that decorative lighting can bring to a space, our Florence Festoon Lighting sets the scene with a gentle golden warm white glow. Perfect for permanent exterior installations in commercial or residential settings. 1W globes are spaced every 50cm, specifically designed in clear polycarbonate for safety. The Florence is popular for use in public spaces, cafes, pubs, wineries, and residential entertaining areas.

### SPECIFICATIONS

CODE | LED-FEST

POWER | 1W per Bulb (2W per Metre)

VOLTAGE | 24V DC

BULB MATERIAL | Polycarbonate G45 E27

COLOUR TEMP | Golden Warm White 2200K

CABLE MATERIAL | Rubber Double Insulated

CABLE THICKNESS | 1.5mm<sup>2</sup>

SOCKET SPACING | 500mm - 2 lamp holders p/m

KIT LENGTH | 10m with joiners on both ends or

Available per Meter

IP RATING | IP44





# REMOTE SYSTEMS

## WAVE

Our Wave remote systems offer a simple solution for controlling your LED garden lighting often eliminating the need for costly electrical work. Utilising radio frequency (RF) technology, they can operate through walls and around corners. Once the remote is installed, the Wave Dim Remote will allow switching and dimming of single colour lighting. For colour changing lights use the Wave RGB remote to gain full control over colour selection, dimming and a variety of different colour changing modes. Wall mounted magnetic remote cradles are included.

Controlling multiple areas from the one remote is made easy with the Wave system. The remotes and receivers are sold individually so you can customise the setup to suit your needs. One receiver allows for one zone.



### SPECIFICATIONS

NAME | **Wave Dim Remote**

CODE | CW-DIM

MAX ZONES | 5

TYPICAL RANGE | 20 - 30m

FUNCTION | Switching and Dimming Single  
Colour Lighting



NAME | **Wave RGB Remote**

CODE | CW-RGB

MAX ZONES | 4

TYPICAL RANGE | 20 - 30m

FUNCTION | Switching, Dimming &  
Controlling Multicolour Lighting



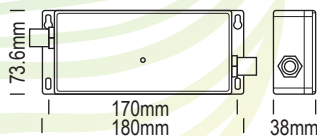
NAME | **Wave Receiver**

CODE | CW-REC

VOLTAGE | 24V

MAXIMUM LOAD | 384W

IP RATING | IP67



## CASAMBI

The Casambi system is the next level in lighting control utilising low energy bluetooth mesh technology. This state-of-the-art system has now been adopted by many of the world's leading lighting manufacturers due to its reliability and functionality.


Through the free Casambi app, your phone, tablet or even smart watch becomes your remote control, allowing you to switch, dim or colour change with the press of a button. The user-friendly interface will also allow you to create scenes and timers enabling you to automate your lighting. Want your garden lighting to come on at sunset and off at 10pm? Not a problem.

Our ARDITI Casambi PWM module can control up to four channels, making it an ideal partner for single colour lighting, tunable white, RGB and RGBW lighting. When controlling single colour luminaires, the four channel output means you can control up to four zones independently without the need for additional modules. At 24V the unit can handle a maximum load of 144W which can be freely divided between the channels.

The typical working range between one module and a smart device is 10-20 metres, however module to module the reach is extended, creating a wider network.

Besides the app, we also offer Casambi's own Xpress remote which can be programmed to control zones and scenes with ease. It comes with a magnetic wall plate so it can be wall mounted or moved around when needed.

An extensive range of 240V modules and sensors are also available.



### SPECIFICATIONS

NAME | **ARDITI Casambi PWM**

CODE | BT-PWM-IP65

VOLTAGE | 24V

MAXIMUM LOAD | 144W (6A)

IP RATING | IP65



### OPTIONAL ACCESSORIES

NAME | **Casambi Xpress Remote**

CODE | BT-XP-B | BT-XP-W

FACE COLOUR | Black | White

TYPICAL RANGE | 20-30m

FUNCTION | Switching, Dimming & Colour Control





# ACCESSORIES

## CABLE

Low voltage cable is simple to run as there is no requirement for conduit or trenching unless you are laying it in areas that may be susceptible to disturbance. Our cable is twin sheathed for ultimate protection from the elements and is available in 30 metre and 100 metre rolls.



## HEAT SHRINK

When it comes to installing your lights, ensuring a waterproof connection is paramount. We recommend that your joints are soldered and then sealed with a heat shrink cap and heat shrink tube. Our caps are available in two sizes and simply fit over the top of your soldered wires. They are then heated using a gas touch or heat gun so that the cap melts over the connection, waterproofing the wires.



## LED DRIVERS

All our 24V landscape lighting range requires a LED driver to operate. Drivers are simply connected to a standard power point (240V) and then wired safely to your low voltage (24V) lights. Once you have chosen your lights you will need to add up the wattage required. It is always recommended to get a driver with a bigger capacity than what is needed. This will allow the driver to run more efficiently and gives you the flexibility of adding more lights in the future. To ensure long lasting reliability we only use Meanwell drivers.



### SPECIFICATIONS

**BRAND** | Meanwell

**POWER** | 60W | 150W | 240W | 320W

**VOLTAGE** | 24V DC

**IP RATING** | IP67



# OUR TECHNOLOGY



## TRITEC COATING

To withstand Australia's harsh conditions, we developed a high performance three layered TRITEC coating to protect our core range of exterior luminaires. Unlike normal powder-coated light fixtures, our TRITEC finish goes through a process of being firstly anodised and then twice powder-coated with an epoxy and then polyester coating which offers solidity and UV resistance.



## DIMMING

Many of our 24V luminaires can be dimmed using pulse width modulation. See our range of remotes that supports this dimming technology or contact us for details on a variety of dimmable drivers available.



## IK RATING

IK Rating refers to the degree of protection provided by electrical enclosures (including luminaires) against external mechanical impacts. The rating is between 0 and 10 with 10 being the best.



## ANTI-SIPHON

LED Outdoor's core range of spike spotlights, in ground lights and pond lights are now fitted with our H2O Pro water stoppers. The resin filled device creates a barrier to effectively reduce the damage of water ingress for fittings where a non-watertight connection has been made by the installer.



## IP RATING

When it comes to exterior luminaires, all fixtures are rated with a two digit number called an IP rating (Ingress Protection). It is an international method that advises the protection of a fitting to stop the penetration of solid objects or water entering the light fitting. The first digit rated between 1-6 indicates the barrier of dirt/dust and the second digit rated between 1-8 indicates its barrier against water. The higher the number, the better the protection. We are proud to offer very high ratings across our range which reaffirms the quality of the fitting you are purchasing from LED Outdoor.



## 3 YEAR WARRANTY

All LED Outdoor exterior products are covered by a 36 month manufacturers warranty.





P | 08 8278 5269

E | [sales@ledoutdoor.net.au](mailto:sales@ledoutdoor.net.au)

43 Rundle St, Kent Town SA 5067

[LEDOUTDOOR.NET.AU](http://LEDOUTDOOR.NET.AU)